



**MASSACHUSETTS STATE LOTTERY
CHARITABLE GAMING DIVISION
ANNUAL REPORT 2010**

***TREASURER & RECEIVER GENERAL
STEVEN GROSSMAN***

***EXECUTIVE DIRECTOR
PAUL R. STERNBURG***



**MASSACHUSETTS STATE LOTTERY CHARITABLE GAMING DIVISION
CALENDAR YEAR 2010**

In 2010, Charitable Gaming licensees throughout the Commonwealth reported a total of \$81.1 million in gross revenues, comprised of \$42.7 million from Beano games; \$17.0 million from charity game ticket sales; \$20.0 million from raffles and \$1.4 million from bazaars (Las Vegas nights).

Proceeds generated from Beano games have touched the lives of many citizens across the Commonwealth by providing funds for many charitable causes. Students have received scholarships; needy families received holiday food and gift baskets; senior citizens celebrated the holidays and many youth sports programs were able to continue. Veterans were remembered and celebrated at various V.A. hospitals and in parades commemorating Memorial Day and Veterans' Day.

Bingo provides an important social component to our citizens while providing revenue to the state's many charitable causes. The Lottery will strive to enable Bingo and all charitable gaming to continue to operate in the Commonwealth and bring assistance to its citizens.

As always, I would like to thank all of the dedicated volunteers and patrons throughout the Commonwealth who have contributed to the success of Charitable Gaming in 2010. Their tireless commitment and devotion has helped ease some of the financial burden faced by countless charitable organizations across Massachusetts.

A handwritten signature in black ink, appearing to read 'P. Sternburg', with a large, sweeping flourish at the end.

Paul R. Sternburg
Executive Director

**COMPREHENSIVE STATEMENT OF REVENUES AND EXPENSES
FROM LICENSEES AND PERMITTEES
JANUARY 1, 2010 TO DECEMBER 31, 2010**

Gross Revenues

Bingo Games	\$42,727,347
Charity Game Tickets	16,960,200
Raffles	20,049,717
Bazaars (Casino Functions)	<u>1,360,689</u>

Total Gross Revenues \$81,097,953

Expenses

Bingo prizes	\$33,608,839
Charity Game Ticket prizes (estimated)	10,176,120
Bingo taxes	2,136,372

Appropriated as follows:
Three-fifths to the General Fund
Two-fifths to the Lottery for
expenses of controlling Bingo
*Any unappropriated balance
goes to the Local Aid Fund

Cost of Charity Game Tickets to Licensees \$1,696,020

Appropriated as follows:
Maximum 50% allowed expenses for
purchasing and selling tickets. Any money not
so expended (but at least 50%) goes to the
Local Aid Fund.

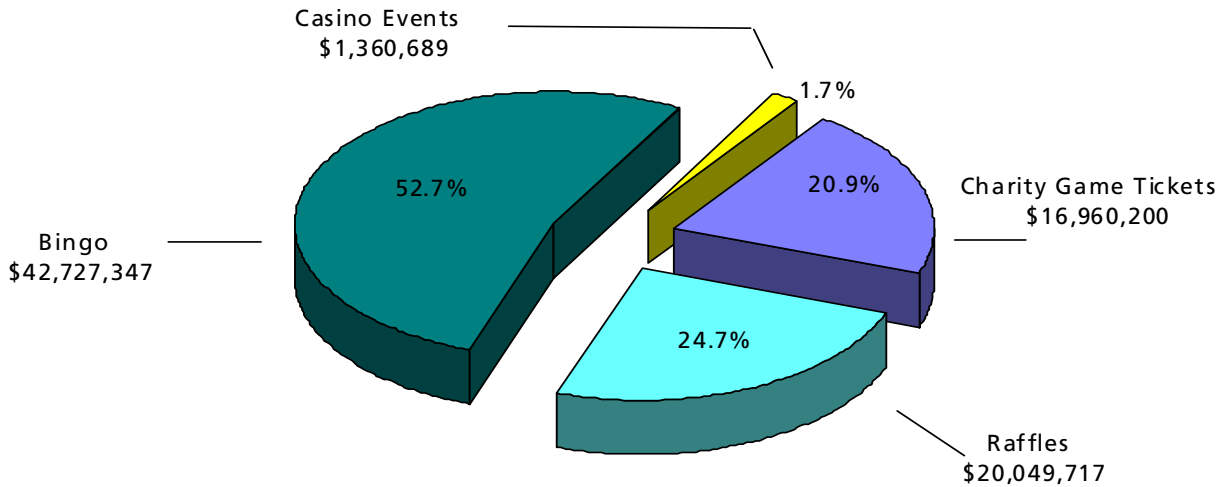
Bingo operating Expenses	\$5,164,798
Raffle prizes & expenses	7,296,433
Raffle taxes	1,017,751
Bazaar "Casino Function" prizes & expenses	699,100
Bazaar "Casino Function" taxes	<u>67,860</u>

Total Expenses \$61,863,293

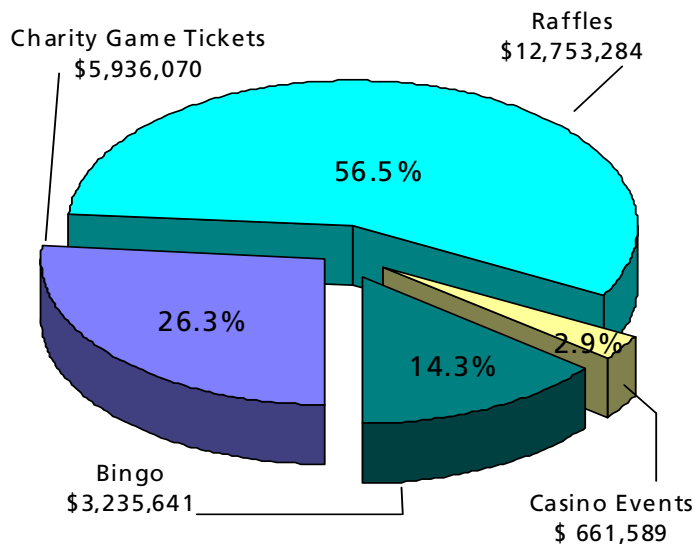
Net Revenue Available to Charities \$19,234,660

2010 SUMMARY
TOTAL GROSS CHARITABLE GAMING REVENUES

Total Gross Revenues: \$ 81,097,953

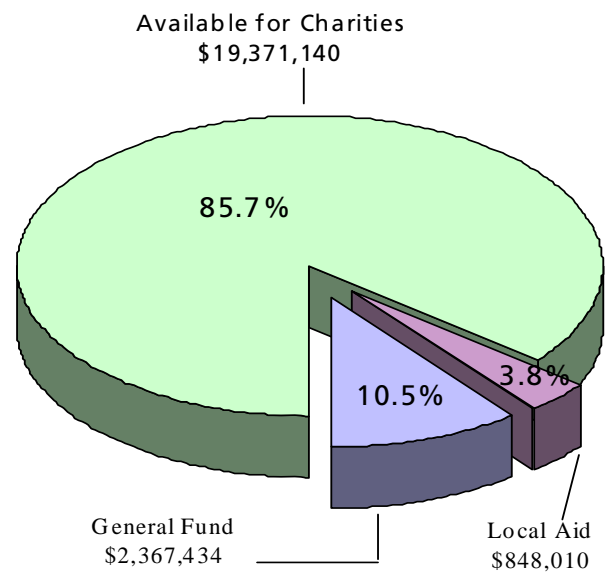


Source of Funds Available to Organizations (Net Revenues)



**Total Funds
\$22,586,584**

Recipients of Funds from Organizations (Net Revenue)



**Total Funds
\$22,586,584**

**CITIES AND TOWNS THAT VOTED IN FAVOR OF BINGO BUT ARE NOT PLAYING
CALENDAR YEAR 2010**

TOWN	POP.*	TOWN	POP.*	TOWN	POP.*	TOWN	POP.*
Acushnet	10,161	Goshen	921	New Ashford	247	Sutton	8,250
Adams	8,809	Gosnold	86	New Braintree	927	Swampscott	14,412
Alford	399	Grafton	14,894	New Marlboro	1,494	Swansea	15,901
Amesbury	16,450	Granby	6,132	New Salem	929	Templeton	6,799
Amherst	34,874	Granville	1,521	Newbury	6,717	Tolland	426
Andover	31,247	Gt. Barrington	7,527	Newburyport	17,189	Townsend	9,198
Arlington	42,389	Groton	9,547	Norfolk	10,460	Truro	2,087
Ashburnham	5,546	Groveland	6,038	N. Andover	27,202	Tyngsboro	11,081
Ashby	2,845	Hadley	4,793	N. Brookfield	4,683	Tyringham	350
Ashfield	1,800	Halifax	7,500	N. Reading	13,837	Upton	5,642
Athol	11,299	Hamilton	8,315	Northboro	14,013	Uxbridge	11,156
Avon	4,443	Hampden	5,171	Northfield	2,951	Wakefield	24,804
Ayer	7,287	Hancock	721	Norwell	9,765	Wales	1,737
Becket	1,755	Hanover	13,164	Oak Bluffs	3,713	Walpole	22,824
Bedford	12,595	Hanson	9,495	Oakham	1,673	Warren	4,776
Belchertown	12,968	Hardwick	2,622	Orleans	6,341	Warwick	750
Belmont	24,194	Hatfield	3,249	Otis	1,365	Washington	544
Berkley	5,749	Hawley	336	Oxford	13,352	Wayland	13,100
Berlin	2,380	Heath	805	Paxton	4,386	Wellesley	26,613
Bernardston	2,155	Hingham	19,882	Pelham	1,403	Wellfleet	2,749
Blackstone	8,804	Holden	15,621	Pepperell	11,142	Wendell	986
Blandford	1,214	Holland	2,407	Peru	821	W. Boylston	7,481
Boxboro	4,868	Holliston	13,801	Petersham	1,180	W. Brookfield	3,804
Boylston	4,008	Hopedale	5,907	Phillipston	1,621	W. Stockbridge	1,416
Braintree	33,828	Hopkinton	13,346	Plainfield	589	Westford	20,754
Brimfield	3,339	Hubbardston	3,909	Plainville	7,683	Westminster	6,907
Brookfield	3,051	Huntington	2,174	Plymouth	51,701	Westwood	14,117
Brookline	57,107	Ipswich	12,987	Plympton	2,637	Whately	1,573
Buckland	1,991	Lancaster	7,380	Princeton	3,353	Wilbraham	13,473
Burlington	22,876	Lanesboro	2,990	Raynham	11,739	Williamsburg	2,427
Cambridge	101,355	Lenox	5,077	Reading	23,708	Williamstown	8,424
Charlton	11,263	Leverett	1,663	Rehoboth	10,172	Wilmington	21,363
Charlmont	1,358	Lexington	30,355	Richmond	1,604	Winchendon	9,611
Chatham	6,625	Leyden	772	Rochester	4,581	Winchester	20,810
Cheshire	3,401	Littleton	8,184	Rockland	17,670	Windsor	875
Chester	1,308	Lunenburg	9,401	Rowe	351	Winthrop	18,303
Chesterfield	1,201	Manchester	5,228	Royal	5,500	Worthington	1,270
Clarksburg	1,686	Mansfield	22,414	Royalston	1,254	<u>Wrentham</u>	<u>10,554</u>
Clinton	13,435	Marblehead	20,377	Russell	1,657	TOTAL	2,234,380
Cohasset	7,261	Marion	5,123	Rutland	6,353		
Colrain	1,813	Marlborough	36,255	Salisbury	7,827		
Conway	1,809	Marshfield	24,324	Sandisfield	824		
Cummington	978	Mashpee	12,946	Savoy	705		
Dalton	6,892	Mattapoisett	6,268	Seekonk	13,425		
Danvers	25,212	Medfield	12,273	Sharon	17,408		
Douglas	7,045	Medford	55,765	Sheffield	3,335		
Duxbury	14,248	Medway	12,448	Shelburne	2,058		
Dracut	28,562	Melrose	27,134	Shirley	6,373		
E. Bridgewater	12,974	Mendon	5,286	Shrewsbury	31,640		
E. Brookfield	2,097	Merrimac	6,138	Shutesbury	1,810		
E. Longmeadow	14,100	Methuen	43,789	Somerset	18,234		
Easthampton	15,994	Middleboro	19,941	Southampton	5,387		
Easton	22,299	Middlefield	542	Southboro	8,781		
Egremont	1,345	Middleton	7,744	South Hadley	17,196		
Erving	1,467	Milford	26,799	Sterling	7,257		
Essex	3,267	Millis	7,902	Stockbridge	2,276		
Fairhaven	16,159	Millville	2,724	Stoughton	27,149		
Florida	676	Monroe	93	Stow	5,902		
Foxboro	16,246	Monson	8,359	Sturbridge	7,837		
Freetown	8,472	Montague	8,489	Sudbury	16,841		
Gill	1,363	Nahant	3,632	Sunderland	3,777		

*Population figures from the 2000 U.S. Census

**MASSACHUSETTS STATE LOTTERY CHARITABLE GAMING DIVISION
CALENDAR YEAR 2010**

Types of Organizations Conducting Bingo

Church or Religious	95
Fraternal	65
Veterans organization chartered by Congress of the United States or included in Clause (12) of Section Five of Chapter 40 of the General Laws	16
Non-Profit Athletic Association	14
Other	<u>12</u>
TOTAL	202

Games by Occasion Day

Monday	25
Tuesday	24
Wednesday	34
Thursday	39
Friday	33
Saturday	19
Sunday	<u>28</u>
TOTAL	202

Charitable Games License fees of \$50.00, per annum for all licensees was \$9,400 for 2010
(All license fees to the Commission, subject to appropriation).

TOWNS THAT VOTED AGAINST BINGO

TOWN	POPULATION
Acton	20,331
Aquinnah	344
Bolton	4,148
Boxford	7,921
Carlisle	4,717
Chilmark	843
Concord	16,993
Dover	5,558
Dunstable	2,829
Harvard	5,981
Lincoln	8,056
Longmeadow	15,633
Monterey	934
Montgomery	654
Mount Washington	130
Needham	28,911
Rockport	7,767
Sherborn	4,200
Topsfield	6,141
Wenham	4,440
West Newbury	4,149
West Tisbury	2,467
Westhampton	1,468
Weston	11,469
TOTAL	<u>166,084</u>

HISTORY OF LEGISLATIVE AUTHORITY

Bingo (Beano) was legalized in the Commonwealth of Massachusetts on September 29, 1971. Effective September 4, 1973, Chapter 729 of the Acts of 1973 transferred responsibility for control of the operation of Bingo from the Massachusetts Department of Public Safety to the Massachusetts State Lottery Commission. By authority conferred in Section 38 of Chapter 10 of the General Laws, Rules and Regulations controlling Bingo were adopted on March 1, 1974 and amended in October 1974, July 1980, November 1991, March 1994 and October 2000. Effective January 1, 1978, Chapter 219 of the Acts of 1977 transferred responsibility for collection of the five percent Bingo and Raffle/Bazaar (Casino Functions) Tax from the Department of Revenue to the Massachusetts State Lottery Commission. By authority conferred in Section 39A of Chapter 10 of the General Laws, Rules and Regulations Controlling Certain Raffle and Bazaar Permits were adopted earlier and amended in December 1980.

SENIOR CITIZENS' RECREATIONAL BINGO

Effective March 16, 1984, Chapter 619, Acts of 1983 allowed for the conduct of Recreational Bingo at Senior Citizens' or Golden Age Clubs for the recreation of members. This law requires said organizations apply for an identification number from the Massachusetts State Lottery Commission. During 2010 the Massachusetts State Lottery Commission had on file 861 identification numbers issued for Senior Citizens' Recreational Bingo. Qualified organizations are provided certificates at no cost.

CHARITABLE GAMING CONTACT INFORMATION

Massachusetts State Lottery at **781-849-5555** (main line); use the following extensions:

**Bingo/Charity Games Audits, Financial Reports and
Financial Inquiries Raffles Casino Functions Administration** - Extension 5527
Auditing - Extensions 5337, 5334, 5494
Accounting - Extension 5527
**Bingo Game Operations,
Charity Game Tickets, Senior Citizen Recreational Bingo** - Extension: 5345

Regional Offices:

Woburn (781) 935-2668 (local) Asset Protection Regional Staff
New Bedford (508) 985-9892 (local) Asset Protection Regional Staff
Springfield (413) 781-3880 (local) Asset Protection Regional Staff
Worcester (508) 755-7855 (local) Asset Protection Regional Staff

MASSACHUSETTS STATE LOTTERY

CONTACT INFORMATION

BRAINTREE
LOTTERY HEADQUARTERS
60 Columbian Street
Braintree, MA 02184
(781) 849-5555

SPRINGFIELD
Lottery District Office
20 Fort Street,
Springfield, MA 01103
(413)781-3880

WORCESTER
Lottery District Office
151 West Boylston Drive
Worcester, 01606
(508) 755-7855

WOBURN
Lottery District Office
11 Cummings Park
Woburn, 01801
(781) 935-2668

NEW BEDFORD
Lottery District Offices
200 THEODORE H. RICE BOULEVARD
NEW BEDFORD, 02740
(508) 985-9892